

FAR INFRARED PANEL HEATER

INSTRUCTION MANUAL

(Suitable for all H-Series Products)



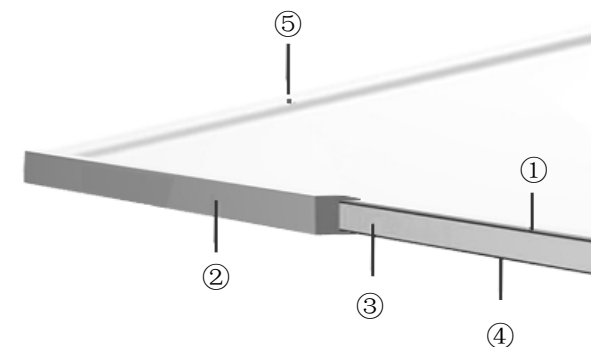
1.FEATURES

- The far infrared panel heater is designed to provide an efficient, comfortable and healthy heating system for any domestic, commercial users.
- These panel heaters can reduce air circulation and help to maintain a clean, silent, dust free environment.
- All the heaters can be wall or ceiling mounted.
- A wide range of panel heaters available in a huge choice of colors, sizes and styles.

2.SPECIFICATION

Heating Element:	Carbon Crystal
Applicable Voltage:	220-240V/50Hz
Surface Temperature:	85-95℃
Conversion Efficiency:	98%
Life Expectancy:	≥100,000H
Surface Material:	White PET Sheet
Frame:	Aluminum
Back Material:	Alu-Sheet
Ingress Protection:	IP54
Over Heat Protection:	Yes
On/Off Switch:	No
Certification:	CE-EMC,LVD

3.STRUCTURE



- ① — Heating Element Layer
- ② — Aluminum Frame
- ③ — Insulating Layer
- ④ — Aluminum Sheet
- ⑤ — Mounting Hole

4.WARNING & PRECAUTION

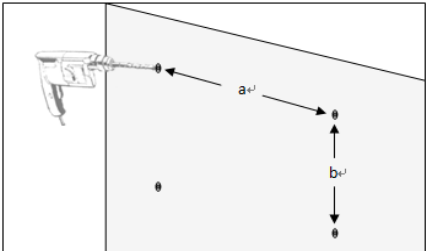
- 1) To avoid the possibility of burns, the following people should be much more careful when using the heaters: infants and kids, people with sensitive skin, the old, the sick, people who is drunk, people who takes sleeping pills.
- 2) Do not damage or destroy the power cord. Do not change, bend, stretch or press the power cord, or else it may cause fire or electric shock.
- 3) Be sure the usage voltage is between 220-240V,50Hz(or 60Hz). 12V or 24V is not compatible.

- 4) The heaters will draw more current than small appliances, so a separate 5A socket is required.
- 5) Keep it away from flammable products, or else it may cause fire.
- 6) Keep it away from furniture or curtains. Do not use the heater on or under the carpet.
- 7) Safe distance:30cm from the front;10cm from the back;10cm from the right and left sides.
- 8) Please do not jump or stand on the panel, do not apply strong pressure on it.
- 9) Do not heat at same part of the body for long time, or else it may cause slight burns.
- 10) Never cover the heater with anything with good preservation of heat, such as towels, quilts or carpets.
- 11) To avoid electric shock or burns and other accidents, be sure to unplug the power cord and wait until the heater is completely cooled if cleaning is needed, use dry fabric to clean the heater, gasoline or acetate is forbidden.

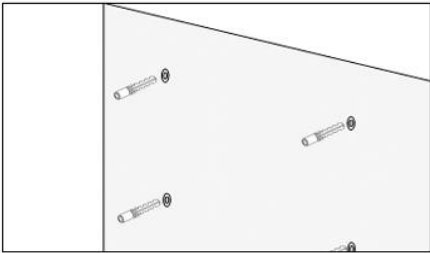
5.MAINTENANCE & SERVICING

- Far Infrared heating panels require little maintenance or servicing.
- Laypeople is forbidden to dismantle or repair, or else it may cause fire, electric shock, or other accidents.

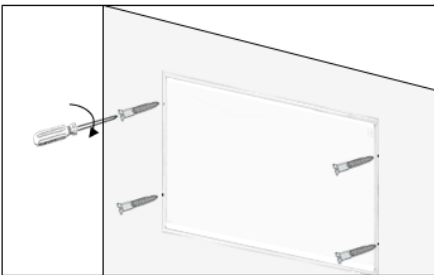
6.INSTALLATION




1. Drill the holes on the wall, make sure the positions are correct.



2. Put the expansion tubes into the holes.



3. Insert the screws through the mounting holes on the front panel , then screw into the tubes.



4. Cover the naked holes with the hole plugs.

7. TROUBLESHOOTING

Problem	Reason	Measure
It has noise when original charged with electricity	Due to the structure stress of the heat insulator.	It is a normal phenomenon. Don't worry about it.
The surface of the panel was slightly raised.	Due to the thermal expansion of the surface material.	It is a normal phenomenon. Don't worry about it.
The surface of the heating panel is slightly warm	1.The voltage is low. 2.In a low-temperature environment.	1.Install a voltage regulator. 2.Use bigger voltage.

8.DISPOSAL



Do not dispose this product as unsorted municipal waste.

Collection of such waste separately for special treatment is necessary.